Stationary high-pressure cleaning systems

KÄRCHER

High-pressure cleaning – everywhere and at any time

The right plant for every requirement

Our stationary high-pressure cleaners provide a variety of capacities, standard equipment and water throughputs. We can therefore choose the system that best suits your specific requirements.

- **Single or multiple lance operation?**
  Units designed for **single lance operation** allow only one take-off point to be used at a time. These units are particularly suitable for smaller companies with a limited number of applications. HD-C units are recommended for larger companies as they are rated for up to 30 take-off points. As many as 10 lances may be used simultaneously with such units, hence the reference to **multiple lance operation.**

- **Cold or hot water?**
  Cold-water units are used in places where hot water is available from a centralized water supply or where cleaning with cold water is sufficient. Depending on the model concerned, the inlet temperature may be between 60 and 80°C. **Hot-water units** with an integral oil or gas burner operate with hot water or steam.

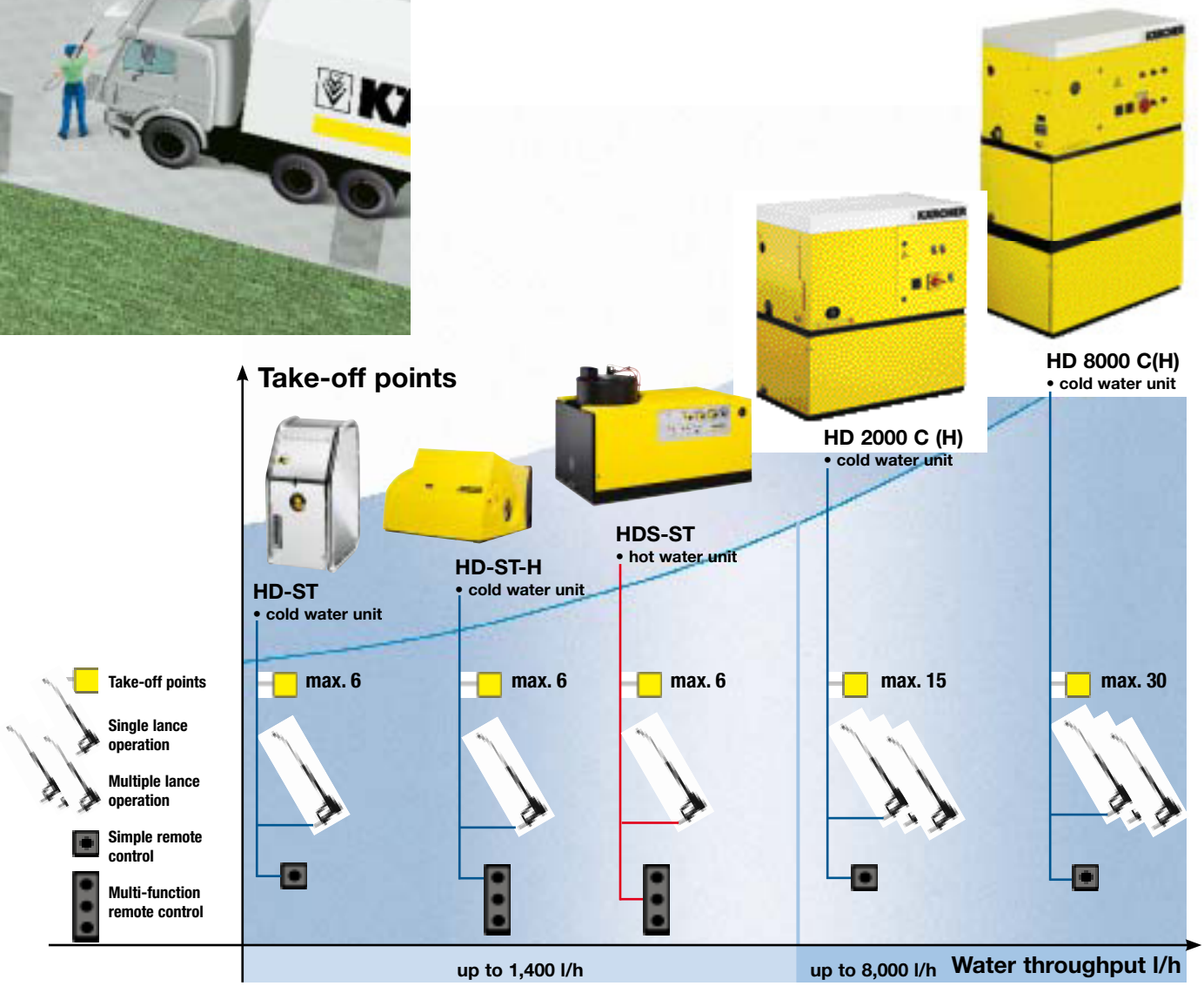

HD-ST: Cold water units for single lance operation

HD-ST

- Smallest stationary unit for **cold water** high-pressure cleaning
- Maximum water inlet temperature **70°C**
- Cleans with cold or hot water (from existing water heater)
- Single lance operation
- Ready to use, suitable for direct connection at washing site
- Maximum of 6 take-off points
- All-stainless-steel unit
- Compact, space-saving construction

- **Servopress facility** for infinitely variable adjustment of pressure and water flow rate.
- **Switch box with adjustable timer module (2 – 8 min.)** to disconnect unit from power supply when it is not in use. Connection for remote control/reset.
- **Stainless-steel float tank** for constant water feed, reliably prevents back flow.
- **Service-friendly access** to all components.
- **Detergent intake** in low-pressure mode with infinitely variable **detergent valve.**
- **Pulsation damper** avoids surges in pressure in the stationary pipework system.
- **Water and air-cooled motor housing.**
- **Tubular stainless-steel frame** with integral wall mounting bracket.
- Central access to all **service connections** (water inlet, HP outlet, power).



230/400 V/1-Ph/3-Ph/50 Hz	Water throughput (l/h)	Pressure (bar)
HD 6/15-4 ST	300 – 560	30 – 150
HD 6/16-4 ST	380 – 650	30 – 160
HD 9/16-4 ST	550 – 900	30 – 160
HD 13/12-4 ST	600 –1300	30 – 120

HD-ST-H: Cold water units for single lance operation

HD-ST-H

- Stationary **cold water** high-pressure cleaner
- Maximum water inlet temperature **80°C**
- Cleans with cold or hot water (from existing water heater)
- Single lance operation
- Maximum of 6 take-off points

- **Electrical control** is prepared for operation with multi-function remote controls.

- **Built-in pressure pump** allows operation with hot water up to 80°C if on-site supply is available.

- **Air-cooled motor** drives pump equipped with **stainless-steel pistons** and **ceramic sleeves** which is rated for Servopress operation.

- Can be extended to two remote-controllable detergents with infinitely **variable metering**.

- **Stainless-steel float tank** for constant water feed.



- **Pulsation damper** avoids surges in pressure in the stationary pipework system.

HWE 860: Hot-water generator for small stationary HD-ST-H units

HWE 860

- Hot-water generator for use with small stationary HD-ST-H units
- Electrically heated
- About 3 min. pre-heating time
- Max. temperature for brief period: 80°C dependent on machine model

230/400 V/ 3-Ph /50 Hz	Water throughput (l/h)	Pressure (bar)
HD 6/16-4 ST-H	380 – 650	30 – 160
HD 9/16-4 ST-H	550 – 950	30 – 160
HD 13/12-4 ST-H	600 –1350	30 – 120

Other voltages on request

HDS-ST: Hot water units for single lance operation

HDS-ST Oil/Gas

- **Hot water unit** – maximum water inlet temperature 35°C
- Cleans with cold water or hot water at 80°C or hot steam **up to 140°C**
- Built-in continuous flow heater (fuel oil, natural gas)
- Single lance operation
- Maximum of 6 take-off points

Gas-fired

- **GASTEC QA (quality tested)** is an independent quality mark for gas-fired products. With this quality mark the manufacturer guarantees that the product complies with the highest safety, quality and functional standards in Europe.

- **Sophisticated flue gas ducting** As the flue gas system of the HDS 9/16 ST Gas is closed and independent of ambient air, an installation in open rooms is possible, i.e. no separate equipment room is necessary.

Oil-fired

Compact gas burner with fresh air feed



- **Fresh air feed**

Enhanced safety

- Integrated system pressure relief
- Low-water cut-out in supply line
- Soft damping system
- Dry-run cutout

HDS-ST Gas





- **Float tank**
- **Water-cooled stainless-steel boiler**
- Stainless-steel **blower/burner** with
  - extremely high efficiency gas burner unit (97 %)
  - low CO/NO_x emissions < 40 p.p.m.

400 V/ 3-Ph /50 Hz	Water throughput (l/h)	Pressure (bar)
HDS 9/14-4 ST Eco	500 – 930	30 – 140
HDS 12/14-4 ST Eco	600 –1200	30 – 140

400 V/ 3-Ph /50 Hz	Water throughput (l/h)	Pressure (bar)
HDS 9/16-4 ST Gas	500 – 960	30 – 160
HDS 9/16-4 ST Gas Lpg	500 – 960	30 – 160
HDS 12/14-4 ST Gas	600 – 1200	30 – 140
HDS 12/14-4 ST Gas Lpg	600 – 1200	30 – 140

Everything at glance

Type			Water inlet temperature	Model	Order No.	Water throughput (l/h)	Operating pressure (bar)	Operating pressure (mPA)	Connected load (kW) 400 V 3-Ph /50 Hz	Consumption light fuel oil, nat.gas (full load)	Weight (kg)	Dimensions (length x width x height in mm)
HD-ST	Single lance operation	cold water units	70°C	HD 6/15-4 ST	1.374-203	300-560	30-150	3-15	3.5		60	370 x 410 x 722
				HD 6/16-4 ST	1.374-201	380-650	30-160	3-16	3.5		60	370 x 410 x 722
				HD 9/16-4 ST	1.374-101	550-900	30-160	3-16	6.0		60	370 x 410 x 722
				HD 13/12-4 ST	1.374-301	600-1300	30-120	3-16	6.5		60	370 x 410 x 722
HD-ST-H			80°C	HD 6/16-4 ST-H	1.211-205	380-650	30-160	3-16	3.6		80	700 x 600 x 470
				HD 9/16-4 ST-H	1.042-205	550-950	30-160	3-16	5.6		85	700 x 600 x 470
				HD 13/12-4 ST-H	1.212-205	600-1350	30-120	3-12	5.6		90	700 x 600 x 470
HDS-ST		hot water units	35°C	HDS 9/14-4 ST Eco	1.698-915	500-930	30-140	3-14	6.4	5.8 kg/h	140	1110 x 565 x 690
				HDS 12/14-4 ST Eco	1.699-915	600-1200	30-140	3-14	7.5	7.1 kg/h	160	1110 x 565 x 690
				HDS 9/16-4 ST GAS	1.251-101	500-960	30-160	3-16	6.4	7.2 m3/h	160	1110 x 565 x 970
				HDS 9/16-4 ST GAS LPG	1.251-104	500-960	30-160	3-16	6.4	5.7 kg/h	160	1110 x 565 x 970
				HDS 12/14-4 ST GAS	1.251-105	600-1200	30-140	3-14	7.5	8.9 m3/h	170	1110 x 565 x 1080
				HDS 12/14-4 ST GAS LPG	1.251-106	600-1200	20-140	3-14	7.5	7.2 kg/h	170	1110 x 565 x 1080
HD-C	Multiple lance operation	cold water units	60°C	HD 2000 C -DA-	1.508-025	700-1960	120	12	10.5		190	1090 x 615 x 1070
				HD 2000 C -SDA-	1.508-035	700-1960	120	12	10.5		190	1090 x 615 x 1070
				HD 3000 C -SDA-	1.967-035	700-2900	65	6.5	10.5		190	1090 x 615 x 1070
				HD 4000 C -SDA-	1.509-035	700-3900	100	10	15.0		245	1090 x 615 x 1070
				HD 4000 C/2 -DA-	1.508-160	700-3860	120	12	21.0		300	1090 x 615 x 1550
				HD 4000 C/2 -SDA-	1.508-170	700-3860	120	12	21.0		300	1090 x 615 x 1550
				HD 6000 C -SDA-	1.967-045	700-5800	60	6	16.0		255	1090 x 615 x 1070
				HD 6000 C/2 -SDA-	1.509-150	700-5800	100	10	26.5		360	1090 x 615 x 1550
				HD 8000 C/2 -SDA-	1.509-170	700-7800	100	10	32.0		410	1090 x 615 x 1550
			80°C	HD 2000 CH -DA-	1.508-105	700-1960	120	12	10.5		210	1090 x 615 x 1070
				HD 2000 CH -SDA-	1.508-115	700-1960	120	12	10.5		210	1090 x 615 x 1070
				HD 4000 CH -SDA-	1.509-115	700-3900	100	10	16.0		265	1090 x 615 x 1070
				HD 4000 CH/2 -DA-	1.508-260	700-3800	120	12	21.0		305	1090 x 615 x 1550
				HD 4000 CH/2-SDA-	1.508-270	700-3800	120	12	21.0		305	1090 x 615 x 1550
				HD 6000 CH/2-SDA-	1.509-250	700-5800	100	10	26.5		375	1090 x 615 x 1550
				HD 8000 CH/2-SDA-	1.509-270	700-7800	100	10	32.0		430	1090 x 615 x 1550

Po. · 01/07 · Order No. 0.018-754 · Printed in Germany on paper bleached without chlorine. Specifications subject to change without prior notice.

Please contact us for more information:

Head Office Germany
Alfred Kärcher GmbH & Co. KG
Alfred-Kärcher-Str. 28 – 40
71364 Winnenden
Tel. +49-7195-14-0
Fax +49-7195-14-2212
www.kaercher.com

United Kingdom
Kärcher (UK) Ltd
Beaumont Road
Banbury
Oxon OX16 1TB
Tel. +44-1295-752-100
Fax +44-1295-752-103
www.karcher.co.uk

Regional Head Office Asia-Pacific
Karcher Asia-Pacific Pte Ltd
5 Toh Guan Road East,
#01-00 Freight Links
Express Distripark,
Singapore 608831
Tel. 65-68971811
Fax 65-68971611
www.karcher.com.sg

Australia
Kärcher Pty. Ltd.
40 Koornang Road
Scoresby VIC 3179
Victoria
Tel. + 61-3-9765-2300
Fax + 61-3-9765-2399
www.karcher.com.au

South Africa
Kärcher (Pty) Ltd
Kärcher (Pty) Ltd
144 Kuschke Street
Meadowdale
Edenvale
1614
South Africa
Tel. +27-11-574-5360
Fax +27-11-454-4682

Karcher Canada Inc.
6975 Creditview Road Unit #2
Mississauga Ontario
L5N 8E9
Canada
Tel. +1-905-672-8233
Fax +1-905-672-3155
www.karcher.ca

Ireland
Karcher Ltd (Ireland)
12 Willow Business Park
Nangor Road
Dublin 12
Tel. +353-1-409-7777
Fax +353-1-409-7775

Hong Kong
Kärcher Limited
Unit 10, 17/F, APEC Plaza
49 Hoi Yuen Rd.,
Kwun Tong, KLN
Tel. +852-2-357-5863
Fax +852-2-357-5632
www.karcher.com.hk

New Zealand
Karcher Limited
East Tamaki
Auckland
Tel. +64-9-274-4603
Fax +64-9-274-5609
www.karcher.co.nz

United Arab Emirates
Karcher FZE
P.O. Box 17416
Plot No. S-10104, South Zone
Jebel Ali Free Zone, Dubai, UAE
Tel. +971(0)4-886-1177
Fax +971(0)4-886-1575
www.kaercher.com